

**Address:**

Suite 19, The Avenue  
58-60 Torquay Road  
Pialba Qld 4655

**Phone:** (07) 4124 2526

**Mobile:** 0409 529 024

**Email:** info@jobsfrasercoast.com.au

## Wide Bay Summary Data

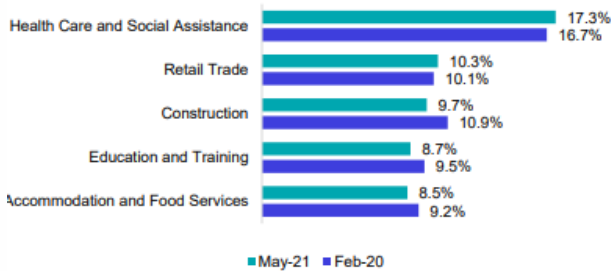
## Labour Force statistics and insights

### Labour Force Statistics – Wide Bay SA4 July 2021

	Wide Bay	Queensland	Australia
Unemployment	9.1%	5.2%	4.6%
Youth Unemployment	19.9%	12.9%	10.2%
Participation Rate	50.2%	66.6%	66%

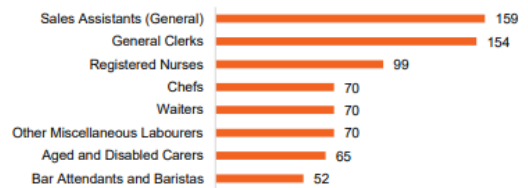
### Labour Market Insights – Wide Bay and Sunshine Coast Region July 2021

#### Largest employing industries



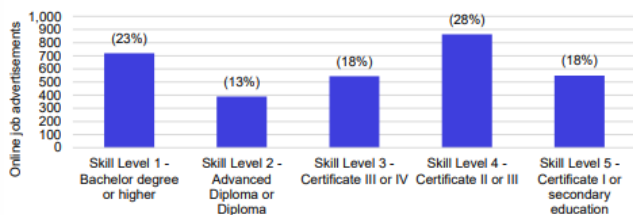
Source: ABS, Labour Force Survey, Detailed, four quarter averages, May-21 quarter

#### Online job advertisements by occupation



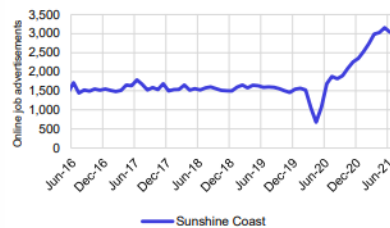
Source: National Skills Commission, Internet Vacancy Index, original data, Jun-21

#### Online job advertisements by skill level



Source: National Skills Commission, Internet Vacancy Index, seasonally adjusted, Jun-21

#### Online job advertisements



Number of job ads  
3,000  
Change over the month  
-3.8%  
(or -120 job advertisements)  
Change since Mar-20  
186.5%  
(or 2,000 job advertisements)

#### LGAs with highest unemployment rates (%)

Local Government Area (LGA)	Mar-21	Mar-20
Cherbourg (S)*	14.6	14.8
Fraser Coast (R)	12.6	10.1
South Burnett (R)	11.0	10.3
Gympie (R)	10.5	8.2
Bundaberg (R)	10.3	8.9

Note: \* data should be used with caution due to the small size of the labour force. For more insights, access SALM data via [imp.gov.au](http://imp.gov.au). Source: National Skills Commission, Small Area Labour Markets, four quarter averages, Mar-21 quarter

Source: Labour Market Information Portal